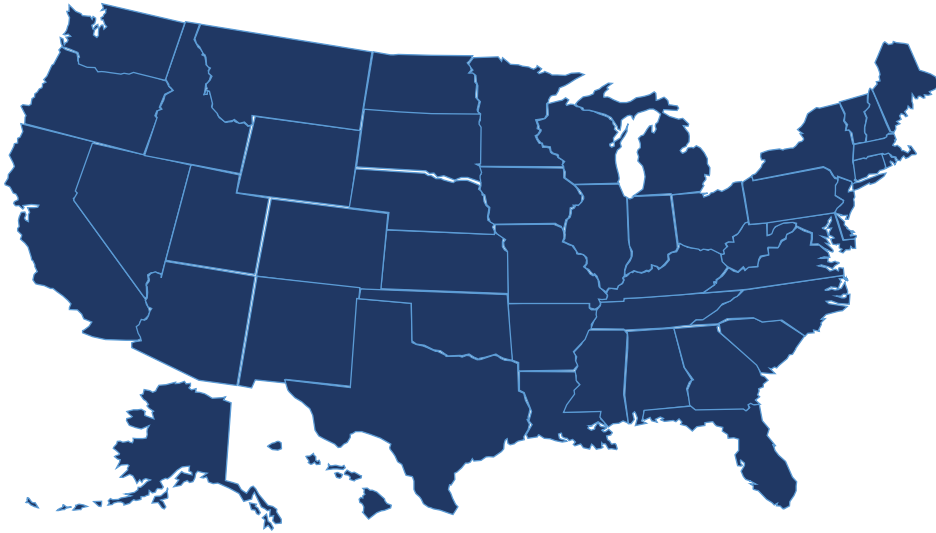


2015Q2 - NMLS Mortgage Loan Origination Data

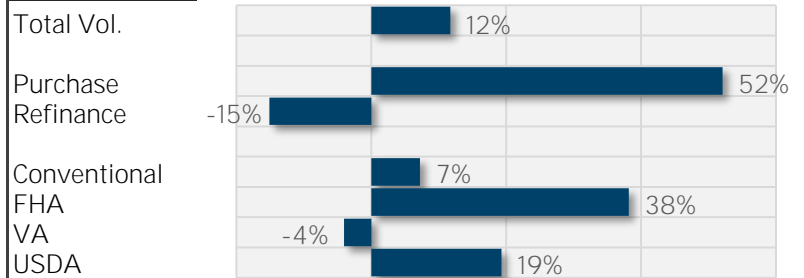


National Average

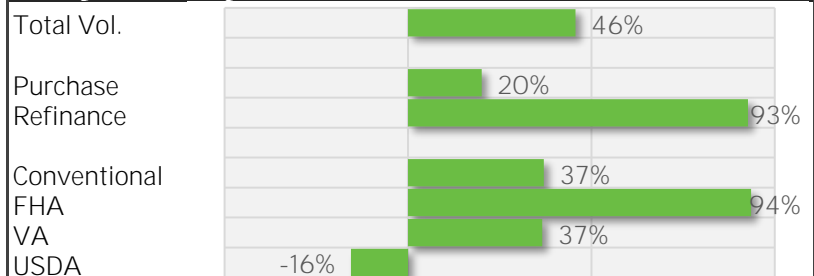
Loan volume during Q2 of 2015 for non-depository (or independent) mortgage lenders totaled 230 billion, which would indicate that the independents' share was about 58% of total mortgage volume, based on the MBA's Mortgage Finance Forecast of 395 billion.

Share %	2015Q2	2014Q2
Purchase	53%	65%
Refinance	45%	34%
Conventional	66%	70%
FHA	23%	17%
VA	10%	11%
USDA	1%	2%

Quarter over Quarter Trend



2015Q2 vs. 2014Q2 Trend



NMLS collects loan origination data for all non-depository mortgage loan originators on a quarterly basis. The raw data is made available to the public on their website. Richey May has not reviewed, or substantiated the data.